

Three Steps to Smart Covid-19 Testing

A Guide for Employers

Funded by




Read the [full employer's guide](#) for more details on understanding risk, identifying a testing strategy that makes sense for your specific situation, the differences between tests available for routine testing, and advice on implementation.

www.rockefellerfoundation.org



STEP 1 ASSESS YOUR BUSINESS'S COVID RISK



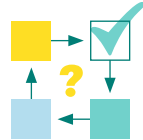
The risk that someone with Covid-19 will enter your worksite



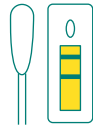
The risk of workplace transmission if someone infected does enter the worksite



The consequences of a workplace outbreak of Covid-19



STEP 2 CHOOSE THE BEST TESTING STRATEGY FOR YOUR BUSINESS



Understand the testing options in your area and how to tailor these options to your business

Match your business's risk assessment to the best testing options available to you



In very low risk environments, test employees only if they are symptomatic or exposed



In low-moderate risk environments, test employees 1-2x/month to provide assurance, help with decision-making, and ensure mitigation methods are working



In higher risk environments, test unvaccinated employees 1-2x/week to reduce on-site transmission



Recognize that risk factors can change quickly



STEP 3 PUT YOUR TESTING STRATEGY INTO ACTION



Communicate the testing strategy as clearly as possible to your workers



If someone in your business tests positive, quickly identify any workplace close contacts

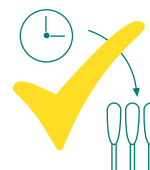
ENGAGE EMPLOYEES



COMMUNICATE
AND BE TRANSPARENT



UNDERSTAND AND ADDRESS
CONCERNS YOUR WORKERS MAY
HAVE REGARDING TESTING



TESTING IS JUST
A SNAPSHOT IN TIME!



ENCOURAGE VACCINATION